



Shady Notes

Volume 19, Issue 2

March, 2018



President Diana Plahn

A MESSAGE FROM OUR PRESIDENT

Hello Everyone,

I hope you got a chance to visit with friends at the potluck.

It looks like it's finally almost spring. We have plants coming up through the ground, bulbs and early iris. I'm sure you also have things going on in your garden!

Our next event is our March meeting, which is on Sunday, March 18th. Our speaker will present a program on the 'ABCs of Honeybees', which has gotten good reviews. I see fewer and fewer honeybees in my garden every year, so perhaps Marc can give us some ideas on how to help keep pollinators in own gardens.


Jolly Ann Whitener has stepped up and volunteered to chair the Vendor Day event and it looks like she's doing a great job so far. So you have that to look forward to in April. Marian Murphy has resigned as our secretary, so I will be appointing someone to that position, unless someone would like to volunteer.

Hope to see you at the March meeting.

Diana

2018 CALENDAR OF EVENTS

- March 18** **Meeting with Speaker Marc Hartstein**
1:00 PM, Creve Coeur Government Center
- April 15** **Vendor Day and Club Plant Pick-up**
1:00 PM, Creve Coeur Government Center
- April 28** **Work Day at the Missouri Botanical Garden**
8 AM, Missouri Botanical Garden, AHS Display Garden beds
- May 4-5** **Plant Sale at the Missouri Botanical Garden**
Setup May 4, 4:00 PM – We are done
Sale May 5, 9:00 AM – 5:00 PM
Missouri Botanical Garden
- May 20** **Garden Walk/Meeting**
Time and location TBA
- June 17** **Garden Walk/Meeting**
Time and location TBA
- June 20-24** **AHS National Convention**
Philadelphia, PA
- July 12-14** **MRHS Regional Convention**
Peoria, IL
- July 15** **Members Plant Auction**
1:00 PM, Creve Coeur Government Center
- September 16** **Meeting with Speaker TBA**
1:00 PM, Creve Coeur Government Center
- October 21** **Meeting with Speaker TBA**
1:00 PM, Creve Coeur Government Center
- November 11** **Board Meeting**
2:00 PM, home of President Diana Plahn
- December 2** **Holiday Party**
TBA



March 18, 1:00 pm
Creve Coeur Government Center
The ABCs of Honey Bees
Marc Hartstein



A topic of great concern in the gardening and agricultural world is the plight of the Honey Bee. Most of us know that bees live in groups that are run by a boss lady, the Queen and make honey which is delicious spread on toast. But there is so much more to know. Not everyone can be a queen. What do the other bees do? Can any bee grow up to be a queen? Is there just one queen? What happens if the queen dies or leaves? How do bees produce honey? What is swarming, the 'waggle dance' and colony collapse?

At our March 18th meeting, Master Gardener and beekeeper Marc Hartstein will introduce us to the world of this indispensable insect. He will discuss honeybee behavior, good and bad, and what steps we, as responsible gardeners, can take to ensure their survival.

Mr. Hartstein has always been interested in the intrigue of team dynamics, be it human, animal or insect. He has extensively researched the intra-species behaviors of flocks, herds, packs, schools, troops, intrusions, colonies and swarms. His interests have expanded to include interspecies symbiotic collaborations; initially, those between bee and flowering plant, and more recently, the mutually beneficial relationship between plant roots and the mycorrhizal fungi in soil. *(Mr. Hartstein's photo from the Master Gardener web-site.)*

Welcome New Member

Elaine Smith of Edwardsville, IL

It is exciting to have you as a new member in our society. Look for Elaine at future meetings and introduce yourselves. We hope all our members, new and old alike, will attend the March meeting and upcoming April Vendor Day event.

2018 Membership Dues Are Payable Now

If you receive the newsletter by postal mail, check the two-digit number appearing after your name on the address label of this newsletter. Your membership dues are paid through the end of the year appearing after your name. For example, if '17' appears after your name, your dues are paid through the 2017 year and are now payable for 2018.

If you receive the newsletter by e-mail, check the attachment for a list of all members and the year through which their dues are paid. For example, if '17' appears after your name in the attachment list, your dues are paid through the 2017 year and are now payable for 2018.

Dues are \$7 annually (individual or family) or \$18 for three years. Make checks payable to SLHS (St. Louis Hosta Society) and bring to the next meeting or send to:

Melissa Byrd
117 Gunston Hall Drive
St. Charles, MO 63304



Potluck Luncheon - February

Winter might not yet be over, but the annual Potluck Luncheon signals that the worst is behind us and spring is just a step or two away. The tables were festive clad in white and graced with miniature pink roses, cyclamen and African violets. The buffet table held steaming pots of barbequed pork and chicken. All orchestrated by Karen Frey. Members filled in the gaps.

What's barbeque without coleslaw and scalloped potatoes? Add a delicious broccoli salad with bacon bits and raisins, marinated cucumbers and onions, seasoned corn, a colorful black bean and mango salad and the meal is complete. Cookies, brownies and chocolate cake satisfied the sweet tooth.

Members were happy to be together after a two month hiatus. Questions abounded – did you have a good holiday, how's your garden, will your plants survive the current drought, what do you have planned for this year. All it takes is good food, good friends and a warm day or two to get our juices flowing again. Let the season begin!



Jolly Ann Whitener, Melissa Byrd, Lori Worbel, Barb Moreland, Carolyn Myers, Mary Ann Hatlelid, Karen Frey and Josh Jagger



Mary Jones, Carolyn and Tom Myers, Dave Poos



Sharon and Mike Schmitt, Ted Piekutowski, Jim and Phyllis Weidman



Good to the last bite.

THANKS

KAREN

Several members requested recipes for some of the dishes brought to the February Potluck. I'm happy to furnish two easy-to-make recipes that will be a hit with your friends and family.

**Barb Moreland's
Black Bean Mango Salsa**

1 (14.5 oz) can Black Beans drained and rinsed
2 Mangoes diced (I use 3)
1 Red onion diced (I used ½ as onion was hot)
10oz frozen corn thawed and drained
1/3 cup cilantro chopped
1 red pepper diced
1 pkg seven seas Italian seasoning
¼ Cup fresh lime juice

Mix all ingredients together. Chill for at least 1 hour. More is better!

**Baked Pineapple
A dish often served by my mother-in-law Helen Poos**

1 (20 oz) can pineapple chunks in juice (not syrup)
2 slices white bread
1 stick butter
2 tablespoons flour
1 cup sugar (I use ¾ cup sugar)

Drain the pineapple chunks, saving juice. Cut the bread into bite size cubes. Melt butter in a sauce pan. Add the flour, sugar and juice drained from the pineapple. Mix well, bring to a boil and cook for 5 minutes.

Place pineapple chunks and bread into a casserole dish. Pour boiled mixture over the pineapple and bread. Stir. Bake in a 350 degree oven for half an hour. Serve warm.

Secretary Position Open

Due to family obligations, Secretary Marian Murphy resigned her position. The Society is searching for a replacement. The duties are minimal, simply take notes during business meetings and the November Board meeting, type them and email to the other Board members. If you are unable to attend a meeting, notify our president and she will assign the task to someone else. As they say, it's "easy, peasy".

Join the Missouri Botanical Garden Hosta Volunteers

By Phyllis Weidman

On Thursday mornings, we gather to weed, dig, prune and tidy the hosta area at the Garden. We meet about 8 am and work until we are either exhausted or done with the day's chores. Very rarely do we work past noon. There is no set time requirement; we do what we can for as long as we want to work. You can help on every Thursday (depending on weather) or just one or two Thursdays during the year. It is fun, a great place to learn and talk gardening. So grab your gloves and pruners, join us on Thursday morning. We will probably start in April when the weather is more spring like.

If interested or need more information contact Phyllis Weidman:

pow1031@gmail.com or 314-630-9036.

Also put on your calendar the annual St. Louis Hosta Society MoBot Workday. It is on Saturday, April 28 at 8 am, rain or shine. We do lots of things in the hosta area, like move and divide plants. The divided plants we pot and take to the Society Plant Sale the following week-end. Ask anyone who has been at the work day how much fun you can have getting dirty.

(Editor's note: The "we" mentioned in the above article is spearheaded by Phyllis and Jim Weidman. Over the years, they have given countless hours of their time to improving the hosta beds at the Garden and having the area designated an AHS Display Garden. This hard-working, knowledgeable pair have the knack of making the work fun. If you have a bit of time on your hands, mosey down to the Garden and join Phyllis and Jim. You are guaranteed to leave with a smile on your face.)

The slugs are coming! Time to Be Pro-active!

In the next month and a half, we avid gardeners will be taking frequent strolls through our gardens. Who will see the first hosta pip poking up through the soil? We've been waiting all winter for this moment. But don't sit back and just marvel. It is time for action. All those overwintering slug eggs now begin to hatch and any slugs that have survived the winter begin to feed regularly and lay even more eggs.

There are two primary types of slug baits, those with metaldehyde as the primary ingredient and those with iron phosphate. Both types also contain additives such as yeast to lure the slugs and snails to the bait. Either works well and neither, when used as directed, constitutes significant danger to pets and wildlife.

For metaldehyde and iron phosphate baits, all that is necessary is to evenly apply the bait over the infested area at the rate recommended on the product label. More is not better. In about two or three weeks, apply the bait again. This will take out many of the slugs hatched from eggs after the first application. Applied properly, more treatments will probably not be necessary until late fall when a final application should be applied to knock down the slug population prior to onset of winter.

Whether you use slug baits or organic controls such as spun wool, hair, beer, garlic spray or ammonia and water, **the key is to get started early**, just as the pips are emerging from the soil. Waiting until holes appear is much too late – many generations of slugs are already thriving in your garden.


Remember the horror!
You felt a hosta leaf and it came off in your hand!
Now is the time to get the jump on Southern Blight!

Phyllis Weidman reported that for the past several years the hosta beds at the Missouri Botanical Gardens exhibited severe cases of Southern Blight due to excessive mulch. Last spring, Phyllis and the Garden staff treated each plant with the Bayer product described below. The solution was poured over and around the crown of each hosta just as their pips were breaking ground. The results were amazing. This treatment significantly cut the infestation. Phyllis plans to replicate the treatment this spring.

Southern Blight is caused by a fungus, *Sclerotium rolfsii*, which attacks hostas at their leaf bases. The fungus overwinters as mustard-seed-sized sclerotia. In warm, humid conditions (that's St. Louis) these round mustard seed looking objects germinate into spreading webs of white mycelia. They look like spider webs around the base of the petioles. This mycelia release oxalic acid that destroy cell walls, causing the leaf to collapse. The mycelia can also produce new sclerotia which remain dormant on leaf debris or in the soil. Thus the cycle can continue if left unchecked.

Some gardeners drench the plant and surrounding soil with a 10% bleach solution. Some remove and soak the plant. I have used this remedy in the past with some success. However, like the Botanical Garden, I have had excellent results with a fungicide: Bayer Advanced All-In-One Rose and Flower Care or Bayer Advanced Disease Control for Roses, Flowers and Shrubs. This is a systemic product that controls insects and diseases, while fertilizing the plant. Read the label to make sure one of the active ingredients is **Tebuconazole**. There is no need to lift the plant, just saturate the crown and surrounding soil. For plants that exhibited symptoms the previous year, I usually wait a couple of weeks, then repeat.

(All photos from the Missouri Botanical Garden web-site.)



Yellow leaves and collapsed petioles are a sure sign of Southern Blight.



Sclerotia (brown mustard looking balls) and mycelium (white cottony webs) present at the crown.



Closeup of the fungal mycelium and Sclerotia at the base of a hosta leaf petiole.

Plants and pests and problems . . . oh my!

Written by Larry Tucker

(Reprinted from the September 2017 Mid-South Hosta Society newsletter)

Lions and tigers and bears . . . oh my! These ferocious beasts might not be running rampant in your hosta garden, but you may have more than a few other hungry critters chomping away at your collection. Hostas are far from immune to problems that plague many of us. But throughout the years, I've learned to minimize damage to my hostas learning of many inexpensive and effective remedies to keep your plants happy and your pride intact.

(And just before you think it, planting your hostas in above-ground pots does not provide perfect protection. So, pay attention, my friends!)


- ❖ Plant your hostas in a garden where there's good air circulation. Drag mulch away from the plant's crown to avoid petiole rot.
- ❖ Employ sanitary conditions, such as washing your tools in bleach, to prevent the spread of disease, such as Hosta Virus X.
- ❖ Sit your hosta out of the afternoon sun and away from hot and harsh summer rays, which can burn thin foliage.
- ❖ Watering hostas beneath their leaves will keep microscopic foliar nematodes from surfing the spray and traveling plant to plant.
- ❖ Spraying leaves with an ammonia solution, sprinkling coffee grounds around your hostas, mulching with sharp pine straw or spreading beer-filled slug pubs throughout the garden to reduce the population of mollusk.
- ❖ Caging submerged hostas in plastic pots, wire baskets or surrounding them with hardware cloth will prevent shallow-digging voles from snacking away on your plants.
- ❖ Try erecting a solid fence tall enough to discourage wildlife such as deer from entering your garden. Deer hesitate to leap barriers as it makes it difficult to see where to land.

Have my hostas dodged these pitfalls? No. But I've learned how to cope with diseases, outwit pests and prevent problems. Early this summer, I shifted several potted hostas out of a scorching shaft of sunlight and moved two pots with nematode-infested leaves into that hot sun to bake out the buggers. Next year, God willing, those hosta leaves will remain pristine. Meanwhile, I've sprayed foliage to discourage slugs.

If you're seeking authoritative advice on how to maintain your gardening passion and pride, I recommend that you purchase a copy of the soon-to-be published third edition of the American Hosta Society's *Hosta Adventure: A Garden Guide*. With an up-to-date review of everything concerning the "Friendship Plant," you'll be more in love with America's top-selling perennial.



Evidence of foliar nematodes appears in mid-season as a browning breakdown of cell structure between leaf veins.



Plants infected with HVX show uncharacteristic twisting of leaves or foliage with splotchy, bleeding areas.

St. Louis Hosta Society Club Plants

Every year the St. Louis Hosta Society Club Plant Sale chairperson compiles a list of plants that can be purchased by members at wholesale prices. A small charge is added to the price to cover shipping or pickup costs. This is one of the perks of belonging to this society.

Enclosed at the end of this newsletter is the SLHS Club Plant Sale order form for 2018. Listed are ten selections from Rob Mortko's *Made in the Shade Nursery*. The selections include something for everyone – mini, small, medium, large and giant in combinations of green, blue and gold. You can find pictures of the hostas in the February newsletter or at <http://www.hostaguy.com> or <http://www.hostalibrary.org>

The deadline for plant orders is April 6. If any of the plants are in limited quantities, your requests will be filled in the order in which Ted received your forms. Please fill out the form indicating the number of plants of each type that you wish to order. Total your order. Then bring the form with your money to the March meeting. [Make your check out to St. Louis Hosta Society.](#)

If you are unable to attend the meeting, mail the form with your check to our plant sale chairman Ted Piekutowski.

Ted Piekutowski
1269 Brenthaven Lane
Florissant, MO 63031

This year all plants will be given out at the April 15 Vendor Day event.

Summer is for Conventions

If you are thinking of getting away this summer, consider combining your vacation with an AHS National or Regional Convention. This is the 50th anniversary of both the founding of AHS and its first convention held near Philadelphia. The Delaware Valley Hosta Society has planned a grand celebration in Philadelphia, PA on June 20-23. The convention will be packed with everything you expect: outstanding private gardens featuring the best in hostas and companion plants, a Hosta Show and seedling competition, a bevy of vendors and speakers, and the best of Philly music, food, and hospitality. As an extra-special treat, the convention will visit [Longwood Gardens](#) for a late afternoon/evening visit, so that everyone can witness the incredible new Main Fountain Garden show of water, sound, light, and fire! *For complete details:* visit the www.ahs2018philly.org.

If Philadelphia is too far away, consider attending the Midwest Regional Convention being held in Peoria IL on July 12-14. That's just a short hop East from St. Louis. Sponsored by the Central Illinois Hosta Society, the event includes two days of self-drive garden tours, an optional bus trip (or self-drive) to Hornbaker Gardens Nursery, a Hosta Show and a Seed Growers Show, banquets, educational speakers and, of course, vendors. For more information and a registration form, visit www.midwesthostasociety.org

SLHS Club Plant Sale – 2018



Name: _____ Telephone: _____ Check #: _____

<u>Description</u>	<u>Count</u>	<u>Cost</u>
Atlantis <Giant (30"ht x 70"w)> (Avent/Hansen 2004) An exceptional tetraploid mutation of <i>H.</i> 'Abba Dabba Do', this hosta has long, pointed, dark green ruffled leaves with a dramatic wide golden-yellow margin. A vigorous grower, it produces light lavender flowers in mid-summer. \$12.00	_____	_____
Dawn's Early Light <Med (20"ht x 36"w)> (Petryszyn 1998) This hosta truly shines in the spring with brilliant lemon-yellow heart-shaped leaves that are wonderfully ruffled and corrugated. Pale lavender flowers add color to this hosta in early summer as the leaves fade to a chartreuse green. Bright morning sun brings out the best color. \$12.00	_____	_____
Dry Ice <Med (22"ht x 46"w)> (Anderson NR) This sport of <i>H.</i> 'Kiwi Full Monty' is an icy blue color that holds that coloring the entire growing season. Quite vigorous, it produces lavender flowers in mid-summer..... \$12.00	_____	_____
Gateway Arch <Giant (30"ht x 30"w)> (St. Louis Hosta Society NR) This sport of <i>H.</i> 'Banana Split' features super shiny green foliage that arches upward to form a large semi-upright clump at maturity. The real surprise comes in midsummer when pink scapes with cherry red pods develop. This was the convention plant given attendees at the St. Louis 2016 AHS Convention. \$10.00	_____	_____
Louie Louie <Small (13"ht x 42"w)> (Dean/SLHS 2014) This attractive hosta has spear-shaped green foliage edged in white with a deeply wavy edge and moderate corrugation. It forms upright clumps. Burgundy scapes sporting lavender tubular flowers appear in late summer..... \$13.00	_____	_____
Munchkin Fire <Mini (7"ht x150"w)> (Goodwin 2009) This vigorous new yellow mini is the perfect size for troughs and fairy gardens. The short narrow, upright leaves spring from the ground like a fountain and retain their bright yellow color all season. Pale purple flowers appear in mid-summer. \$13.00	_____	_____
Niagara Falls <Large (26"ht x 52"w)> (Petryszyn/Brincka 1991) Heart-shaped leaves on upright stiff petioles cascade to the ground reminding one of a waterfall. The dark spinach-green leaves have deeply impressed veins and a pie-crust edge which intensifies with age. Pale lavender flowers appear in mid-summer. A specimen plant, very distinct. \$11.00	_____	_____
School Mouse <Mini (8"ht x 12"w)> (Walters Gardens NR) This is a new introduction in the "mouse ears" series of sports. This attractive sport of <i>H.</i> 'Church Mouse' has thick coarsely wavy and twisted leaves that have blue-green to green centers and creamy yellow margins that hold their color throughout the season. Pale purple flowers in early summer. Perfect for a container or a special spot in a mini collection. \$12.00	_____	_____
Stir It Up <Medium (15"ht x 30"w)> (Sheer NR) This hosta has narrow deep green foliage that is glossy on top and powdery white below. The upright habit and waviness of the leaf helps to show off the white underside. Dark purple-red petioles hold the foliage in dense, upright clumps. Lavender flowers on purple-red scapes in summer. \$12.00	_____	_____
Tickle Me Pink <Small (9"ht x 24"w)> (Stegeman/Hank 2006) A cross of <i>H.</i> 'One Man's Treasure' and <i>H.</i> 'Squash Casserole' produced this hosta which emerges in spring with bright yellow leaves with red tips on red petioles. The red brushes across the shiny leaf back. By fall the leaves have turned to yellowish-green. Unique reddish-purple flowers appear in late summer on dark scapes. \$12.00	_____	_____

TOTAL

St. Louis Hosta Society Officials

Diana Plahn – President
314-346-3007
dplahn@me.com

Position open – Secretary

Karen Frey – Hospitality

Martha LaFata – Vice-President
314-961-7163
mvelafata@gmail.com

Melissa Byrd – Treasurer
mabyrd68@gmail.com

Melissa Byrd – Webmaster
mabyrd68@gmail.com

Joan Poos – Newsletter Editor
314-821-1622
david.poos@att.net

St. Louis Hosta Society Membership Information

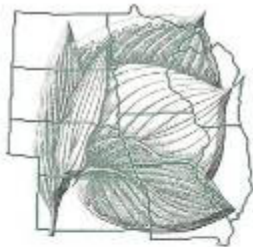
Contact: Melissa Byrd
117 Gunston Hall Drive
St. Charles, MO 63304
mabyrd68@gmail.com

Dues: \$7 per year, \$18 for three years
Family or Individual

Meetings held at **1:00 PM** at the **Creve Coeur Government Center, 300 N. New Ballas, 63141** (between Ladue Road and Olive), unless otherwise noted.

Visit our Web site: www.stlouishosta.org

Visit us on Facebook, St. Louis Hosta Society



Midwest Regional Hosta Society

The Midwest Regional Hosta Society represents Region 5 of the American Hosta Society that includes 9 states.

Membership in the society is \$20.00 for 2 years, which includes two issues per year of the newsletter.

Please mail a check made payable to **MRHS** to:

Barbara Schroeder,
Treasurer
1819 Coventry Dr.
Champaign, IL 61822

along with Name, Address, phone, and email (Most correspondence is by email). For questions email MRHS.Hosta@gmail.com.



AMERICAN HOSTA SOCIETY

Members receive three issues per year of The Hosta Journal, which includes color photographs of hostas, reports on national conventions, scientific information concerning current research pertaining to hostas, and advertisements of interest to hosta families.

Membership checks should be made out to "AHS," and mailed to:

Sandie Markland, AHS Membership Secretary
P O Box 7539
Kill Devil Hills, NC 27948

Dues for one year are \$30 for an individual and \$34 for a family. For more information, visit the AHS website: <http://www.americanhostasociety.org/>